



KAILASH MAANSAROVAR SCHOOL
(Senior Secondary - CBSE)

Kumaragiri Bypass, Near Udayapatti Power House, Salem-636014.



SCHOOL HIGH LIGHTS

- Activity based Integrated curriculum
- Focus on the Individual's learning strengths
- Child – centric approach
- Developing positive attitudes through various counselling programs
- Continuous interaction with parents
- NEET / IIT-JEE Integrated syllabus for classes

8, 9, 10. And JEE/NEET Classes for class 11 and 12.

Call Us
94427
00207

CLASSES: LKG TO II



LKG & UKG

" Every child is a different kind of flower. All together they make this world a beautiful garden."

Lower Kindergarten Section Kailash Maansarovar School

conducted various activities like

- * Letter Matching Activity
- * Fine Motor Activity
- * Beads Counting Activity
- * Naming Activity
- * Sequencing Activity

All the activities given above were implemented on the motive of developing kids artistry thinking, fine motor skills, cognition and interactive based skills....

Letter Matching Activity LKG



Fine Motor Activity LKG



Beads Counting Activity LKG



Sequencing Activity LKG



Naming Activity LKG



“Children are like wet cement: whatever falls on them makes an impression.”

Upper Kindergarten Section Kailash Maansarovar School conducted various activities like

- * Sorting Sense Organ Activity**
- * House making activity**
- * Backward counting**
- * 'A' family words**

All the activities given above were implemented on the motive of developing kids artistry thinking , fine motor skills , cognition and interactive based skills







BACKWARD COUNTING



UKG-B



SENSE ORGANS



UKG-B

STD - I

MATHS

Making figures using 2D shapes



SOCIAL

Activity: Buds painting

Students were able to understand about different types of houses.



COMPUTER SCIENCE

Activity: Parts of a computer

Students were able to know about the parts of a body as a computer has its own parts.



Activity: Typing alphabet in keyboard.

Students were able to identify the alphabet in keyboard and type in correct order.



STD : II

தமிழ்

தலைப்பு: மயில்



MATHS

Learning multiplication using Pallankuzhi kit

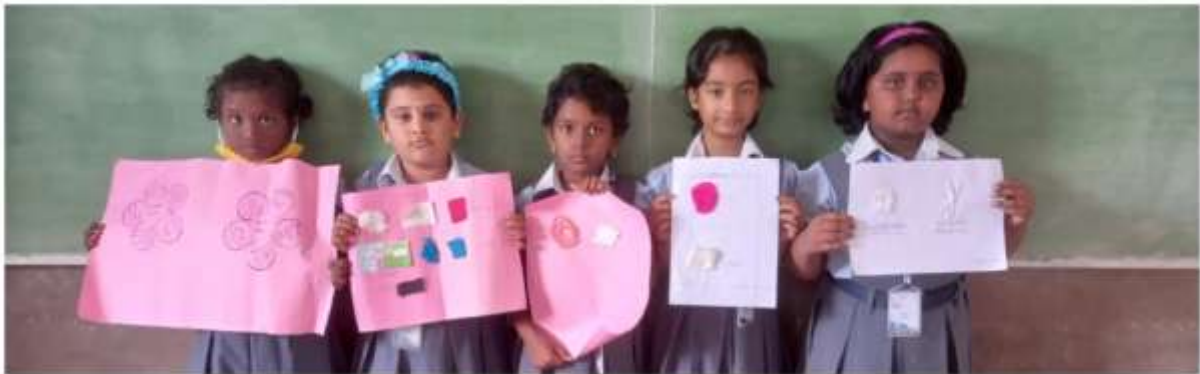




SOCIAL

Activity: Chart work: Paste Plant and Animal fibre in a chart and describe the uses.

Students were able to understand about different types of fibres.



COMPUTER SCIENCE

Activity: Typing their name.

Students were able to type their names by using Alphabet keys, Number keys, Caps lock key, Spacebar key and Enter key.





An illustration for a school page. At the top, there is a stack of colorful books, a globe on a stand, and a red backpack. Below these items is a large, blank, cream-colored rectangular area. In the center of this area, there is a small orange box containing the text 'STD : III TO V'. At the bottom of the illustration, four children are running happily on a green lawn. On the left, a girl in a red and white striped shirt and red skirt runs with her arms raised, followed by a boy in a blue shirt and blue shorts with a blue cap. On the right, a boy in a green shirt and orange shorts runs, followed by a girl in a pink shirt and purple skirt with her arms raised. The background shows green trees and a blue sky with white clouds.

STD : III TO V

STD : III

தமிழ்

தலைப்பு: பள்ளி



MATHS

Verify multiplication facts using Pallankuzhi kit.



SOCIAL

Students were able to understand the oceans and continents in the world.



STD : IV

தமிழ்

தலைப்பு: முயல்



MATHS

Understanding the concepts multiplication using Pallanguzhi kit



SOCIAL

Activity: Monuments of Rajasthan.


Students were able to understand about different monuments of Rajasthan.



STD : V

தமிழ்

தலைப்பு: கடல் காட்சி (வரைந்து வண்ணம் தீட்டுதல்)



HINDI

Activity: ASL-Audio visual communication

Learning outcome:


***students understood their Hindi knowledge.**

***' Don't keep the friendship with powerful people' this moral also students know through this 'Dosti' story.**



MATHS

Students were able to understand the concept of fractions and then finding the Like and Unlike fraction using fraction kit.





SCIENCE

Topic: Model of Skeleton.

Learning outcome: By doing this activity, Children learnt about parts of human skeleton and also they acquired knowledge about the types of joints in human body.



SOCIAL

Activity: Major Landforms.

Students were able to understand about different landforms of our country and its importance.



GENERAL KNOWLEDGE

Activity: Students were combined in groups and discussed about the valuable points.




STD : VI TO VIII



STD : VI

தமிழ்

தலைப்பு:ரோபோ (மாதிரி)



MATHS

Factors and Multiples

Students found the factors and multiples for the given numbers using Pallangulli kit.



SCIENCE

Activity: To study about the filtration process.

Learning outcome: Students studied about the filtration process.



Activity: Methods of separation.

Learning outcome: Students understand how to separate pure substances and impure substances by doing an activity by separation methods.



Activity: Absorption of water by roots

Learning outcome: The students understand that the roots absorb water.



SOCIAL

Activity: Different dance forms in India.

Students were able to understand about different dance forms are practicing of our country.



COMPUTER SCIENCE

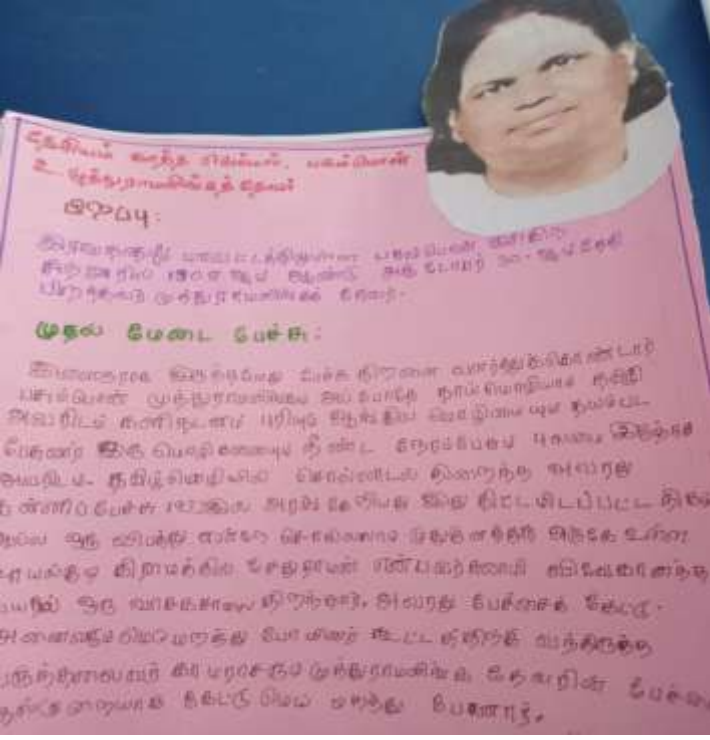
Activity: Working with objects in Word

Students were able to add Pictures, Clipart, Word art and Tables in Word.



தமிழ்

தலைப்பு: தேசியம் காத்த செம்மல் பசும்பொன் முத்துராமலிங்கத் தேவர்.



**தேசியப் கவிதை எழுதினவர், பசும்பொன்
முத்துராமலிங்கத் தேவர்**


ஆட்படி:
முத்துராமலிங்கத் தேவர் பசும்பொன் கிராமத்தைச் சேர்ந்தவர். இவரின் தந்தை பெயர் முத்துராமலிங்கம் தேவர்.

முதல் மேடை பேச்சு:
முத்துராமலிங்கத் தேவர் பசும்பொன் கிராமத்தைச் சேர்ந்தவர். இவரின் தந்தை பெயர் முத்துராமலிங்கம் தேவர். இவரின் தந்தை பெயர் முத்துராமலிங்கம் தேவர்.



**நல்லி மற்றும் இளமை பருவ
இளம் பருவத்தில் வேளாண்மைக்கு
விரும்பும் சிவந்தாமலிங்கம் தேவர்
புத்திரம் பெற்றார் - ஆரம்ப
கல்வி கிராம வங்கி பள்ளியில்
உயர்நிலைக் கல்வி இலாசா கிராம
புத்திரம் பெற்றார் கிராமலிங்கம் தேவர்**

**முத்துராமலிங்கத் தேவரின்
பெயர் முத்துராமலிங்கம் தேவர்
தந்தை பெயர் முத்துராமலிங்கம் தேவர்**



முத்துராமலிங்கத் தேவர் பசும்பொன் கிராமத்தைச் சேர்ந்தவர். இவரின் தந்தை பெயர் முத்துராமலிங்கம் தேவர். இவரின் தந்தை பெயர் முத்துராமலிங்கம் தேவர்.



முத்துராமலிங்கத் தேவர் பசும்பொன் கிராமத்தைச் சேர்ந்தவர். இவரின் தந்தை பெயர் முத்துராமலிங்கம் தேவர். இவரின் தந்தை பெயர் முத்துராமலிங்கம் தேவர்.

HINDI

Activity: ASL- Audio visual communication.

Learning outcome:

***Students increase their Hindi knowledge.**

*** 'Heaven is on the earth' this moral also students understood through this "Tenali Raman" story.**



SCIENCE

Activity: Model of teeth

Learning outcome: Students understand about the structure and functions of teeth by doing this activity.



Activity: Displacement reaction

Learning outcome: Students learnt that the displacement reaction is the type of reaction in which part of one reactant is displaced by another reactant.



Activity: To test the chemical nature of different substances by using china rose Indicator.

Learning outcome: Students learnt about the chemical nature of different substances.



SOCIAL

Activity: Collect information about kings from (700 to 1200) AD.

Students were able to understand about different kings collective information on Prithvi raj III, Raja raja I, Rajendra I.



GENERAL KNOWLEDGE

Activity: Students were combined in groups and discussed about the valuable points.



COMPUTER SCIENCE

Activity: Sorting and Filtering in Excel


Students were able to sort and filter the data in a table



STD : VIII

தமிழ்

தலைப்பு: தமிழர் மருத்துவம்



HINDI

Activity: ASL- Audio visual communication.

Learning outcome:

***Students increase their Hindi knowledge.**

*** 'Heaven is on the earth' this moral also students understood through this "Tenali Raman" story.**



MATHS

Verifying angle sum properties of the quadrilateral using chart work and finding the properties of quadrilateral using geo geometry sticks.



SCIENCE

Activity: Model of drip irrigation.

Learning outcome: Students understand the different types of irrigation and water conservation.



Activity: Displacement reaction


Learning outcome: Students learnt that the displacement reaction is the type of reaction in which part of one reactant is displaced by another reactant.



SOCIAL

Activity: Collect the pictures of all the members of the constituent assembly. Students were able to understand the constituent members and their states.





STD : IX TO XII

STD : IX

தமிழ்

செயல்பாடு நா பிறழ் பயிற்சிகள்



SOCIAL

Activity: Make a poster on French revolution making people to join wholeheartedly.

Learning outcomes: Students were able to understand the impact of French revolution all over Europe.





FIELD VISIT

FIELD VISIT

The field visit is an educational procedure by which each student gains information by observing objects, places, natural events and other real- life information.

KMS GREATER CHANGERS of CLASSES 9, 10, 11 & 12 were taken to AAVIN DAIRY COMPANY on (01.08.2022, 02.08.2022 & 04.08.2022)

Students are happy to learn about procedural policies and specialized technologies involved in Dairy making.











CELEBRATIONS

KMS RED DAY

Today KMS GREATER CHANGERS of classes KG to II had a RED DAY celebration

The shades of red made our tiny tots feel bright, lively and cheerful. Kids learned the significance and concepts of primary colours.





FRIENDSHIP DAY

**KMS GREATER CHANGERS FRIENDSHIPDAY CELEBRATION -
(06.08.2022)**

**“A friend is one who overlooks your broken fence and admires the
flowers in your garden.”**





MUHURRAM, MARIAMMAN FESTIVAL & INDEPENDENCE DAY

“Unity in diversity is India's Strength . There is simplicity in every Indian. There is Unity in every corner of India”.

THIS IS OUR STRENGTH

Today Our KMS GREATER CHANGERS enjoyed a Joyful Patriotic celebration...

MARIAMMAN FESTIVAL, 75th INDEPENDENCE DAY AND MUHURRAM Celebrations.

“FEEL PROUD TO BE AN INDIAN”

JAI HIND









INDEPENDENCE DAY

The day holds national pride and honour in the heart of every Indian citizen living in India and abroad as on this day, the nation secured full autonomy from the British

Today in KAILASH MAANSAROVAR SCHOOL Independence day was celebrated and tri - coloured flag was hoisted.

“JAI HIND”



JANMASTAMI

HARE KRISHNA HARE KRISHNA!

KRISHNA KRISHNA HARE HARE!!!

HARE RAMA HARE RAMA!

RAMA RAMA HARE HARE!!!

JANMASHTAMI is a Joyous festival celebrated to mark the birth anniversary of LORD KRISHNA.

Today our KMS Greater changers celebrated SRI KRISHNA JANMASTAMI with various divineful events..

Chanting Mantras 108 time

Radha Krishna Ramp walks

Bhajan with special Pooja's to seek the blessings of Lord Krishna

May the divine tunes of Krishna's flute fill your life with eternal Joy









KMS SPORTS DAY “2022”

Champions keep playing until they get it right

Today KMS celebrated it's sports day which laid the platform for young children to compete each other to prove their potential.

Mrs.P.Lavanya, Deputy Commissioner of Police, Salem, inspired all with her valuable speech as a Chief guest of the day.

The Chairman of AVS and Sakthi Kailash educational institutions Mr. Kailasam, Secretary Mr.K. Rajavinayakam and Correspondent Mr.K. Senthil Kumar graced the occasion.

It was an extravaganza for all to make the day a memorable one.













GANESH CHATURTHI







STUDENTS EMPOWERING SESSION

Never let the fear of striking out keep you from playing the game*

KMS organized a session *EMPOWERING YOUTH * today 06.08.2022 .

Students of classes VIII to XII participated and motivated by the JCI SALEM STEEL CITY trainers.

The sessions were bedecked by JCI SEN Rohith Kumar on the Do's and Don'ts on Social Media, JC HGF Yasmin on the Fundamentals of Success , * JFM A.Manikandan on Goal settings and JFM Lincy on* Communication Skills . Quite useful and enticing. All the pupils participated in full vim and vigour. On the whole, a transformation session it was





WORK EDUCATION

“The most beautiful thing we can experience is the mysterious.”

Topics: Pen art, Kerala mural, Aarigata work.

Students learnt the various painting methods .



PEN ART , STD - VIII



A decorative 'THANK YOU' card. The background is a solid light pink color. In the center, there is a large, vertically oriented white oval. A horizontal white rectangular box with a thin black border is centered within the oval, containing the text 'THANK YOU' in bold, black, uppercase letters. To the left of the oval, a dark brown branch of cherry blossoms extends upwards and then curves downwards, adorned with numerous light pink flowers and buds. The overall design is clean and elegant, suitable for a thank-you note.

THANK YOU